

Thank you for purchasing our new LED Bluetooth® Color Changing SMART Bulb + Speaker! Embrace the new view from Blue Sky Wireless to enjoy music wirelessly and in style.


SYNC & SETUP DIRECTIONS

Before installing your SMART Bulb + Speaker unit, go to our website at www.BlueSkyW.com and go to Apps section. Download the app for model number 60101. The app will let you adjust all of the settings and colors on your new SMART Bulb + Speaker. To play music via the Bluetooth feature, please follow the directions below.

- Gently install your LED Bulb + Speaker into your preferred lighting fixture. Note: this item is compatible with recessed lighting.
- Turn your lighting fixture's appropriate electric power ON.
- Open the Settings in your Bluetooth® enabled smart device and make sure Bluetooth is turned ON.
- Locate the device named **BSW Bulb Spkr** and select it. Your smart device will confirm a successful wireless connection.
- Control VOLUME and all playback (PLAY/PAUSE, NEXT/PREVIOUS TRACK) on your Bluetooth® enabled smart device.
- Control lighting features with the included infrared remote control.
- Enjoy YOUR wireless music using the BSW app or the music app of your choice.!

Please flip card over for the Blue Sky Wireless App How-to!


If you run into any technical difficulties while operating your new bulb, please contact our support team by email or at our Blue Sky Wireless Customer Support line from 9 AM to 5 PM EST. • Support@BlueSkyW.com • 954.866.8048



When you have your bulb installed and powered on, pressing the menu in the top left will list all of your light devices (bulbs).

Press the back icon in the top left to go back to the main function screen.

Press the magnifying glass icon to search for more devices when you install more in your home.



This is the MAIN FUNCTION screen. Here you will find all of the main functions for your Blue Sky Wireless device.

Press to activate the main white light.

Slide on the color dial to choose your desired hue

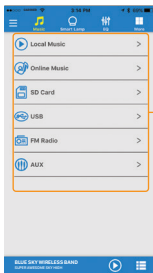
Slide here to choose brightness.

Tap here to choose a main color.



You can adjust your equalizer settings on this screen.

Current song playing



You can pick your music source from this screen or use the music app of your choice